

# 2021 (M) Volkswagen Vehicle Diagnostic Report

## Vehicle Information

2021 (M)/Volkswagen/E8 - ID.4 2021 USA/CAN >/Motors  
 VIN: WVGUNPE23MP065939

Odometer Reading: 14666km  
 License Plate: --

## Customer Information

Name: --



















Tel: --

## Device information

Scanner: MaxiIM IM508S  
 Version: V7.00

Serial Number: AAMGRBC01515  
 Repair Order Number:  
 AAMGRBC0151520260402092325277

## System Scanned( 35 )

System	Status/DTC
01 - Engine Control Module 1	 2
03 - Brakes 1	 3
06 - Seat adjustment, passenger's side	 0
08 - Air Conditioning	 1
09 - Electronic central electric	 2
13 - Adaptive Cruise Control	 2
15 - Airbag	 0
16 - Steering column electronics	 0
19 - Gateway	 23
23 - Brake booster	 1
2B - Steering Column Locking	 0
36 - Seat adjustment, driver side	 1
3C - Lane change assistance	 1
42 - Driver's door electronics	 0
44 - Power Steering	 0
51 - Electric drive	 2
52 - Passenger's door electronics	 0
5F - Information electronics 1	 0

69 - Trailer Function	0
6C - Camera System Rear View	0
6D - Rear lid electronics	0
75 - Telematics Communication Unit	2
76 - Parking assistance	3
7E - Display unit Driver display	0
8C - Battery Energy Control Module	2
A5 - Front sensor for drivers assistant systems	2
B7 - Interface for access/start system	0
BB - Driver side rear door electronics	0
BC - Door Electronics Rear Passenger Side	0
C0 - Actuator for exterior noise	0
C6 - High-voltage battery charger	4
CA - Sunroof control module	0
CE - Drive Motor Control Module 2	1
D6 - Light Control Left 2	0
D7 - Light Control Right 2	0

**DTC ( 52 )**

**01 - Engine Control Module 1 ( 2 DTCs )**

DTC	Description	Status
U122900	Implausible front camera for driver assistance systems	Passive/Sporadic
U105400	Information electronics 1 control unit ,No communication	Passive/Sporadic

**03 - Brakes 1 ( 3 DTCs )**

DTC	Description	Status
U14D600	Electronic central electrics control module ,Received malfunction value	Passive/Sporadic
C12BD00	Electronic Parking Brake (EPB)	Passive/Sporadic
C102D00	Tire pressure warning	Passive/Sporadic

**08 - Air Conditioning ( 1 DTC )**

DTC	Description	Status
U014600	Lost communication with serial data gateway module A	Passive/Sporadic

**09 - Electronic central electric ( 2 DTCs )**

DTC	Description	Status
U112300	Databus error value received	Passive/Sporadic
U14FF00	Secure Onboard Communication ,Signature creation failed	Passive/Sporadic

**13 - Adaptive Cruise Control ( 2 DTCs )**

DTC	Description	Status
U140000	Function restriction ,Caused by low voltage	Passive/Sporadic
U112300	Databus error value received	Passive/Sporadic

**19 - Gateway ( 23 DTCs )**

DTC	Description	Status
U14A800	Ethernet databus branch 11 ,no communication	Passive/Sporadic
U140600	Static current ,too high	Passive/Sporadic
B1802F1	NV-Energy management ,Alarm triggered	Active/static
U112300	Databus error value received	Passive/Sporadic
U15FA00	EgoMaster ,Input data error	Passive/Sporadic
B201200	Data set implausible	Active/static
U14FE00	Secure Onboard Communication ,Signature inspection failed	Active/static
U173E00	Occupant detection ,Function restriction due to implausible message	Passive/Sporadic
B163002	predictive route data ,Signal error	Passive/Sporadic
P0E5F00	Battery charger coupler temperature A too high	Passive/Sporadic
B17E0F0	Charging connector lock ,Connector not locked	Passive/Sporadic
P1BF100	External charging infrastructure ,Input voltage fault	Passive/Sporadic
P30C100	Charge connector recognition AC ,Implausible	Active/static
U163300	Power line communication ,Connection fault	Passive/Sporadic
B184C00	Release active	Passive/Sporadic
U105400	Information electronics 1 control unit ,No communication	Passive/Sporadic
U166300	Ethernet application server 3 for system 1 infotainment ,No communication	Passive/Sporadic

P1DD300	Charge socket A ,Connector locking mechanism status faulty	Passive/Sporadic
P1DD500	Charge socket A ,Connector locking mechanism activation error	Passive/Sporadic
P1DDE00	Charge socket A ,Charging connector latch activated	Active/static
P1DCB00	External charging infrastructure ,No charge readiness for charging socket A	Passive/Sporadic
P1DCA00	Battery charger DC charging socket ,Temperature too high	Passive/Sporadic
U029200	Lost communication with drive motor control unit B	Passive/Sporadic

**23 - Brake booster ( 1 DTC )**

DTC	Description	Status
C12BD00	Electronic Parking Brake (EPB)	Passive/Sporadic

**36 - Seat adjustment, driver side ( 1 DTC )**

DTC	Description	Status
U140000	Function restriction ,Caused by low voltage	Passive/Sporadic

**3C - Lane change assistance ( 1 DTC )**

DTC	Description	Status
U112300	Databus error value received	Active/static

**51 - Electric drive ( 2 DTCs )**

DTC	Description	Status
P056200	System Voltage ,Low Voltage	Passive/Sporadic
P051300	Incorrect Immobilizer Key	Active/static

**75 - Telematics Communication Unit ( 2 DTCs )**

DTC	Description	Status
U14FE00	Secure Onboard Communication ,Signature inspection failed	Passive/Sporadic
B149A00	Mobile Online services	Passive/Sporadic

**76 - Parking assistance ( 3 DTCs )**

DTC	Description	Status
B107BF0	Rear parking aid sensor ,Function restriction due to environmental influences	Passive/Sporadic
U112100	Data bus message missing	Passive/Sporadic
U112300	Databus error value received	Active/static

**8C - Battery Energy Control Module ( 2 DTCs )**

DTC	Description	Status
-----	-------------	--------

P0A8D00 14 Volt Power Module System Voltage Low Passive/Sporadic

U163F00 Hybrid/high voltage battery system ,No communication with application server Passive/Sporadic

**A5 - Front sensor for drivers assistant systems ( 2 DTCs )**

DTC	Description	Status
U112300	Databus error value received	Passive/Sporadic
U112100	Data bus message missing	Passive/Sporadic

**C6 - High-voltage battery charger ( 4 DTCs )**

DTC	Description	Status
U140000	Function restriction ,Caused by low voltage	Passive/Sporadic
U19FF00	High-Voltage Battery Charger ,Non-standards-compliant network connection detected	Passive/Sporadic
P1F6D00	High-voltage battery charger ,Phase balance detected	Passive/Sporadic
B1AD0F0	Charge column ,Detection faulty	Active/static

**CE - Drive Motor Control Module 2 ( 1 DTC )**

DTC	Description	Status
P0A1B00	Drive motor A control unit	Passive/Sporadic

**Technician Notes**

Customer name: \_\_\_\_\_

Technician: \_\_\_\_\_

Date: \_\_\_\_\_

Note:Please save a copy of this report for your records.